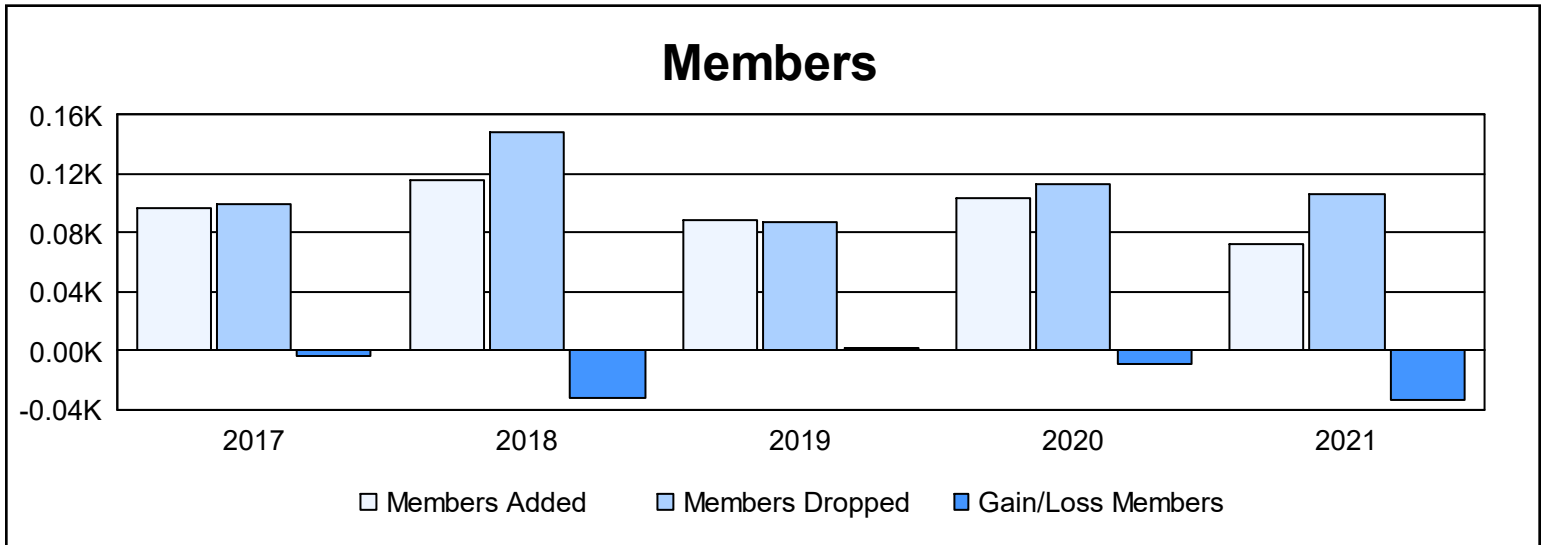
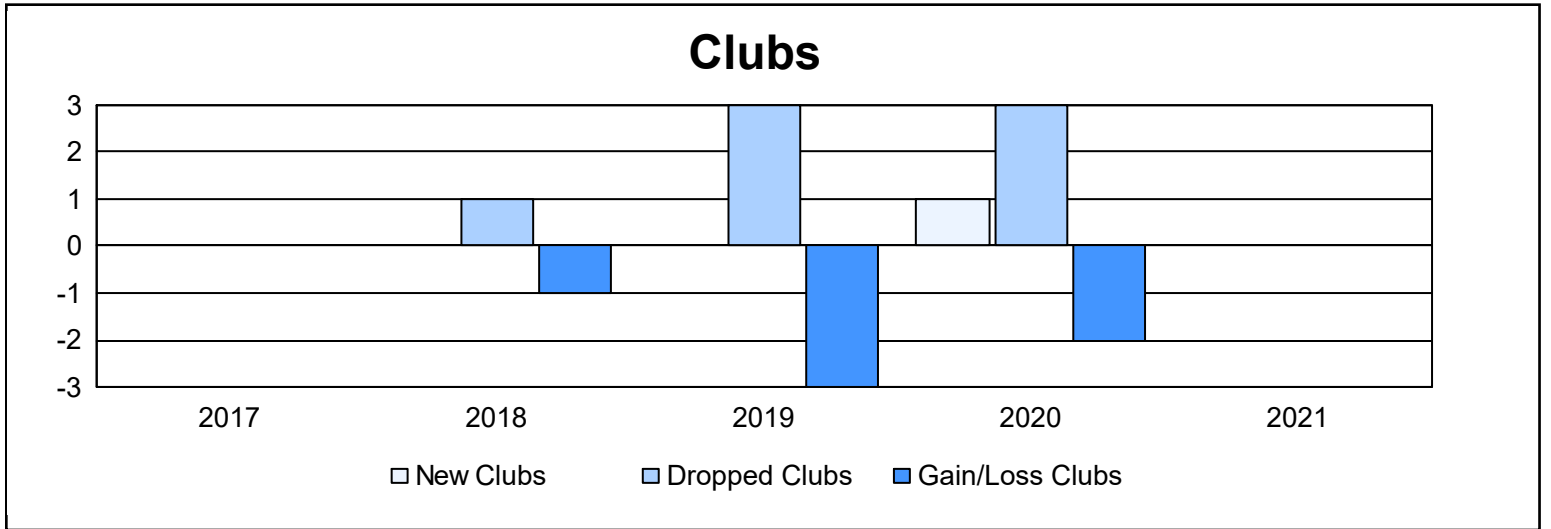
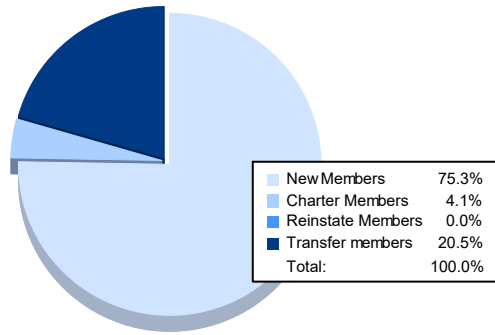


| Year | New Clubs | Dropped Clubs | Gain/ Loss Clubs | New Members | Charter Members | Reinstate Members | Transfer Members | Total Member Added | Total Members Dropped | Gain/ Loss Members |
|----------------|-----------|---------------|------------------|-------------|-----------------|-------------------|------------------|--------------------|-----------------------|--------------------|
| 2016-2017 | 0 | 0 | 0 | 84 | 0 | 0 | 13 | 97 | 100 | -3 |
| 2017-2018 | 0 | 1 | -1 | 101 | 4 | 1 | 10 | 116 | 148 | -32 |
| 2018-2019 | 0 | 3 | -3 | 71 | 2 | 0 | 16 | 89 | 87 | 2 |
| 2019-2020 | 1 | 3 | -2 | 54 | 42 | 1 | 7 | 104 | 113 | -9 |
| 2020-2021 | 0 | 0 | 0 | 55 | 3 | 0 | 15 | 73 | 106 | -33 |
| Average | 0 | 1 | -1 | 73 | 10 | 0 | 12 | 96 | 111 | -15 |



Membership Composition June 2021 Cumulative



Gender Composition June 2021 Cumulative

